


TOP 20 GLOBAL FREIGHT PORTS

Key Facts and Insights from CoLoadX



1. SHANGHAI

Volume: 37 million TEUs

Port Fact: The Port of Shanghai set the all-time record for container handling in 2016.

Website: <http://www.portshanghai.com.cn/en/>

2. SINGAPORE

Volume: 30.9 Million TEUs

Port Fact: By the end of 2017, the Port of Singapore will expand to handle up to 50 million TEUs of freight a year.

Website: <https://www.singaporepsa.com>



3. SHENZHEN

Volume: 23.97 million TEUs

Port Fact: The collective ports that make up the Port of Shenzhen cover over 250 kilometers of coastline.

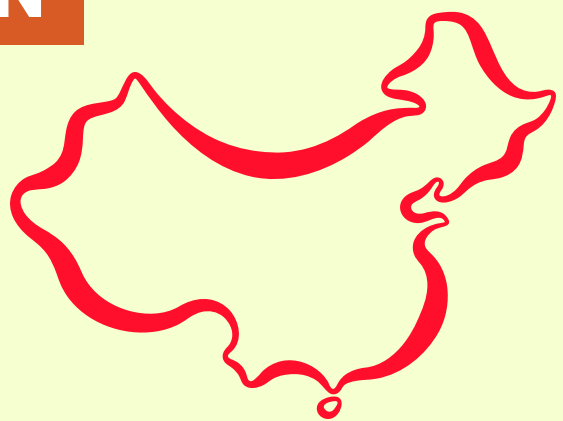
Website: <http://www.szport.net>

4. NINGBO-ZHOUSHAN

Volume: 23.97 TEUs

Port Fact: In 2015, Ningbo-Zhoushan ranked first in most cargo tonnage handled.

Website: <http://www.portnbzs.com.cn>



5. HONG KONG

Volume: 19.6 million TEUs

Port Fact: Hong Kong is a rare port that does mid-stream operation: loading and unloading cargo while a vessel is still at sea.

Website: <http://www.mardep.gov.hk/en/home.html>



TOP 20 GLOBAL FREIGHT PORTS

Key Facts and Insight



6. BUSAN

Volume: 19.45 Million TEUs

Port Fact: Because of its location, Busan is one of the busiest transshipment seaports in the world.


Website: <http://www.busanpa.com/kor/Main.do>

7. GUANGZHOU

Volume: 18.5 Million TEUs

Port Fact: Guangzhou had the second-highest increase in TEUs (by percentage points) of any of the ports in the top-20 rankings.

Website: <http://www.gzport.com/ch/>



8. QINGDAO

Volume: 18 Million TEUs

Port Fact: The Port of Qingdao is the busiest port (by TEUs) situated on the Yellow Sea.

Website: <http://www.qdport.com>

9. JEBEL ALI

Volume: 15.73 Million TEUs

Port Fact: Dubai's Jebel Ali Port is the largest man-made harbor in the world.

Website: <http://www.dpworld.ae/en/content/71/47>



10. TIANJIN


Volume: 14.49 Million TEUs

Port Fact: The Port of Tianjin is the main service port to Beijing.

Website: <http://www.chinadaily.com.cn/m/tianjinport/index.html>

TOP 20 GLOBAL FREIGHT PORTS

Key Facts and Insight



11. KLANG

Volume: 13.2 Million TEUs

Port Facts: Port Klang is the largest port in Malaysia and roughly 25 miles away from Kuala Lumpur.

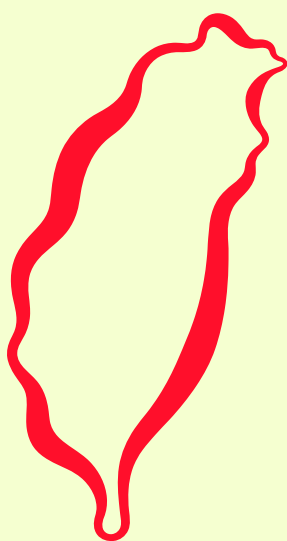

Website: <http://www.pka.gov.my>

12. ROTTERDAM

Volume: 12.4 Million TEUs

Port Fact: Rotterdam was once the busiest port in the world and remains the busiest port in Europe.

Website: <https://www.portofrotterdam.com/en>



13. KAOHSIUNG

Volume: 10.46 Million TEUs

Port Fact: Kaohsiung was once a lagoon before modern development turned it into Taiwan's busiest port.

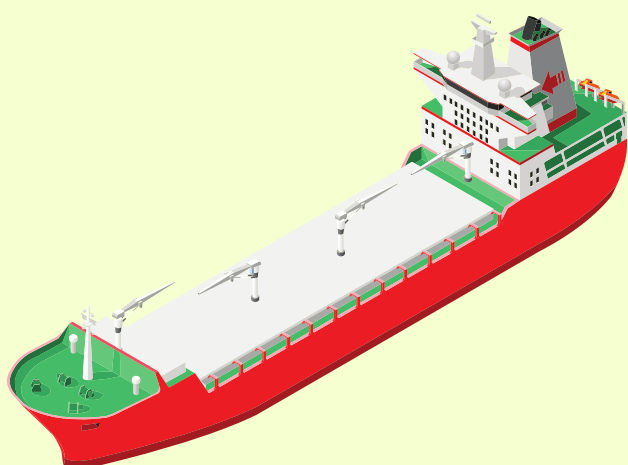
Website: <http://www.motc.gov.tw/en/>

14. ANTWERP

Volume: 10.04 Million TEUs

Port Fact: Once a river port, the Port of Antwerp is now Europe's second busiest seaport.

Website: <http://www.portofantwerp.com/language>



15. DALIAN

Volume: 10 Million TEUs

Port Fact: Dalian Port is the northern-most ice-free port in China.

Website: http://www.dlport.cn/html/en_index/index.html

TOP 20 GLOBAL FREIGHT PORTS

Key Facts and Insight



16. XIAMEN

Volume: 9.6 Million TEUs

Port Fact: The Port of Xiamen sits across the Taiwan Strait from the Port of Kaohsiung.

Website: <http://www.portxiamen.gov.cn>

17. HAMBURG

Volume: 8.9 Million TEUs

Port Fact: Once the busiest port in Europe, the Port of Hamburg dates its origin as far back as the 12th century.

Website: <https://www.hafen-hamburg.de>



18. LOS ANGELES

Volume: 8.8 Million TEUs

Port Fact: the Port of Los Angeles adjoins the Port of Long Beach, itself a top-25 port by TEU. The bulk of the port's volume comes from its proximity to East Asia.

Website: <https://www.portoflosangeles.org>



19. TANJUNG PELEPAS

Volume: 8.28 Million TEUs

Port Fact: Malaysia's second-busiest port was only recently opened in 1999.

Website: <http://www.ptp.com.my>



20. KEIHIN PORTS

Volume: 7.61 Million TEUs

Port Fact: Keihin Ports are comprised of ports in Kawasaki, Tokyo, and Yokohama.

Website: <http://www.tptc.co.jp>

